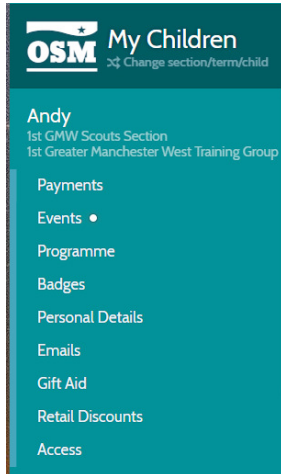


---

*A Parent's Guide to Online Scout Managers "Badges at Home".*

---

When a Parent logs into the "OSM Parent Portal" they should see under the heading "My Children" then name(s) of their "Child" involved in Scouting with a menu of categories beneath.



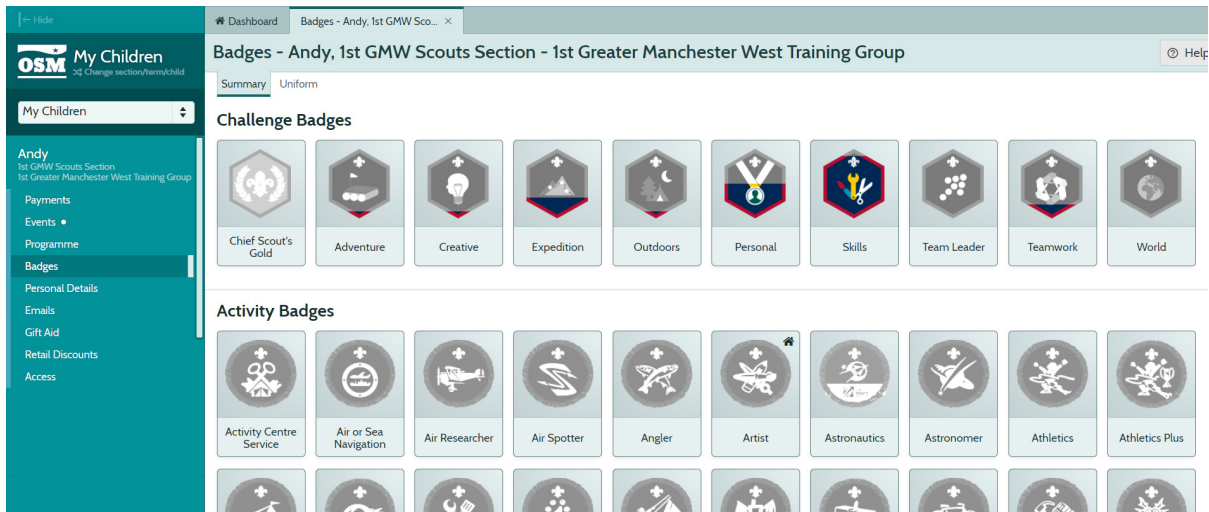
As the name implies, "Badges at Home" gives our members the opportunity to work on the same badges that they would usually work on in a 'Face to Face' Scouting environment ... but in their home during this enforced suspension from usual Scouting activity.

Parents need to select the "Badges" option where they will be presented with a list of all badges available in their child's section of Scouting.

Badges are shown in a semi-translucent form, filling up with Colour as their child progresses through the often-complex criteria of the badges.

Leaders in Scouting now have the ability to upload written instructions or even record a short video giving direction along with the ability to attach instructional documents.

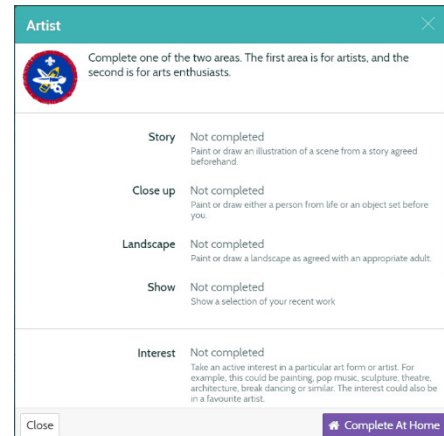
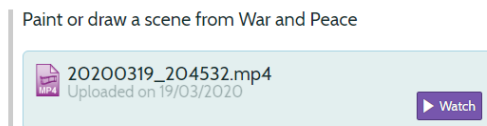
When a Leader has completed all the necessary steps to make a particular badge available for "Badges at Home" a "Home" symbol will appear in the top right hand corner of the badge (see "Artist" Activity badge below).



Parents can select the badge and will be presented with a list of the badge criteria showing what has already been completed and what needs to be done to complete the overall criteria.

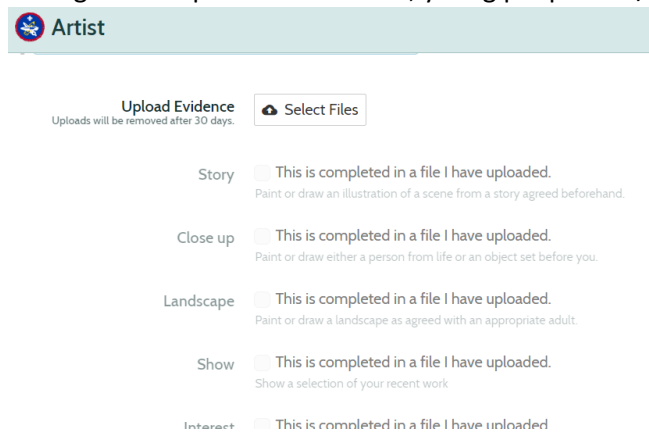
Parents will also see a “Complete at Home” button.

By selecting this button, Parents will be able to see the Section Leaders instructions for completion, have access to any video and any prepared resources.



Parents will then be able to explain to their Child, the task at hand, maybe showing them the video if available and viewing any attached resources.

During the completion of the task, young people and/or parents are encouraged to gather evidence of completion, this may be a before and after photograph, a video, an audio recording or any other type of sharable content.



When completed, the evidence can be uploaded and the badge criteria that it relates to can be checked off.

There is also a comments box whereby Parents can pass simple comments to the Section Leader.

Section Leaders will review the submitted evidence and can then return it back to the Parent with either a “Still needs work” or a “Criteria completed” status.